

Microbicide Trials Network Annual Meeting

PrEP & Microbicide Studies

Designs without Placebos: Non-Inferiority (NI) Trials

February 12, 2013

Thomas R. Fleming, Ph.D.

Professor of Biostatistics

University of Washington

Fleming TR. *Statistics in Medicine*, 27: 317-332, 2008

Fleming TR, Powers JH. *Journal of CID*, 47: 108-120, 2008

Fleming TR et al. *Clinical Trials* 8:432-439, 2011

New product choices in PrEP

- New daily oral drug
 - Somewhat higher or similar efficacy
 - Motivations
 - Fewer side effects, higher adherence
 - Avoid first line treatment drugs
 - Lower risk of community resistance
- Longer acting formulation (e.g. injectable)
 - Somewhat higher or similar efficacy
 - Increased adherence and convenience
 - Safety concerns
- New dosing strategy for TDF/FTC (eg coitally dependent)
 - Equivalent efficacy
 - Increased ‘coverage’ (active drug at time of exposure)
 - Decreased cost and side effects

Possible PrEP Scenarios

Control	Experimental		
	New daily oral drug	New longer acting drug	New TDF/FTC dosing strategy
Daily TDF/FTC as an Active Control	Scenario A	Scenario B	Scenario C
Placebo add-on to Daily TDF/FTC	Scenario D	Scenario E	N/A
Placebo add-on to 'Std. of Care'	Scenario F	Scenario G	Scenario H

New product choices in PrEP

- **New daily oral drug**
 - **Somewhat higher** or **similar** efficacy
 - Motivations
 - Fewer side effects, **higher adherence**
 - **Avoid first line treatment drugs**
 - **Lower risk of community resistance**
- **Longer acting formulation (e.g. injectable)**
 - **Somewhat higher** or **similar** efficacy
 - **Increased adherence** and convenience
 - Safety concerns
- **New dosing strategy for TDF/FTC (eg coitally dependent)**
 - Equivalent efficacy
 - Increased ‘coverage’ (active drug at time of exposure)
 - Decreased cost and side effects

Non-Inferiority Trials

- A direct evaluation
of the clinical efficacy/safety
of **Exp** relative to **Std**
...cannot establish equality...
- Goal: To determine whether
we can rule out that the efficacy of
Exp is '*unacceptably worse than*' that of **Std**
*...setting the **Margin**...*

E.g.: Maraviroc (**Exp**) vs. TDF/FTC (**Std**)
Experimental Standard

An Important Consideration

- Serious issue if a PrEP regimen, established to provide clinically meaningful protection, were to be replaced by a meaningfully less effective intervention
- ⇒ Reliable evaluation of benefit-to-risk profile of new PrEP interventions is necessary...
...this requires development of rigorous evidence-based NI **margins**.

Dual Goals of Non-Inferiority Trials

- To enable a direct evaluation of the clinical efficacy/safety of **Exp** relative to **Std**
...similarly effective or similarly ineffective?
- To contribute evidence to the evaluation of efficacy/safety of **Exp** relative to **Placebo**

E.g.: **Maraviroc (Exp)** vs. **TDF/FTC (Std)**
Experimental Standard

Non-Inferiority Trials... Some Requirements

ICH E9: **Std** should have clinical efficacy

- that is of **substantial magnitude**
- that is **precisely estimated**
- with estimates that are **relevant** to the setting
in which the non-inferiority trial
is being conducted

Factors invalidating Constancy Assumption (*Exp vs. Std NI Trial vs. Trials evaluating Std*)

- ✓ patient characteristics

e.g., Participants less likely to be impacted by **Std** in NI Trial

- ✓ use of supportive care

e.g., Enhanced concomitant Rx attenuates effect of **Std** in NI Trial

- ✓ dose, schedule, level of adherence

e.g., Lower adherence to **Std** in NI trial

- ✓ efficacy and safety endpoints

~ *well-defined & reliable* ~ *clinically meaningful* ~ *sensitive*

Populations and Efficacy results for Daily TDF/FTC

Study	Risk/Gender	Adherence	# of Events	Efficacy; 95% CI
Partners PrEP	Discordant heterosexual couples	~80%	13 vs. 52	75% (55%, 87%)
CDC TDF2	Heterosexual Men/Women	~80%	9 vs. 24	63% (22%, 83%)
iPrEx	MSM	~50%	48 vs. 83	42% (18%, 60%)
FemPrEP	Heterosexual Women	~35%	33 vs. 35	6% (-69%, 41%)
VOICE	Heterosexual Women	To be Reported	To be Reported	To be Reported

Populations and Efficacy results for Daily TDF/FTC

Study	Risk/Gender	Adherence	# of Events	Efficacy; 95% CI
Partners PrEP	Discordant heterosexual couples	~80%	13 vs. 52	75% (55%, 87%)
CDC TDF2	Heterosexual Men/Women	~80%	9 vs. 24	63% (22%, 83%)
iPrEx	MSM	~50%	48 vs. 83	42% (18%, 60%)
FemPrEP	Heterosexual Women	~35%	33 vs. 35	6% (-69%, 41%)
VOICE	Heterosexual Women	To be Reported	To be Reported	To be Reported

Illustration: Setting the Margin

Maraviroc (**Exp**) vs TDF/FTC (**Std**)
PrEP in MSM
(Rate of HIV Infection)

Non-Inferiority Trial

HIV INFECTION

Maraviroc
TDF/FTC

Factors Influencing the Choice of Margin and Interpretation of NI Trial Results

- Active Control (i.e. **Std**) Effect
- Clinical Relevance of Changes in:
 - Loss of *Benefits* (eg., 1.5 add'l MI/100 *people*)
relative to changes in
 - Risks/Tolerance*, (eg, 2 fewer major bleeds)
 - Convenience*,
 - Drug-Drug Interactions*, *Cost*, etc.

Non-Inferiority Trials... Some Requirements

ICH E9: **Std** should have clinical efficacy

- that is of **substantial magnitude**
- that is **precisely estimated**
- with estimates that are **relevant** to the setting
in which the non-inferiority trial
is being conducted

Illustration: Setting the Margin

Maraviroc (**Exp**) vs TDF/FTC (**Std**)
PrEP in MSM
(Rate of HIV Infection)

Non-Inferiority Trial

HIV INFECTION

Maraviroc .
TDF/FTC .

iPrEx Trial

HIV INFECTION

TDF/FTC
Placebo

Total events
 ≈ 131

(TDF/FTC / Placebo) RR = 0.58 95% CI: (0.40, 0.82)

Factors invalidating Constancy Assumption (*Non-Inferiority Trial vs. iPrEx*)

- ✓ patient characteristics

e.g., Participants less likely to be impacted by **Std** in NI Trial

- ✓ use of supportive care

e.g., Enhanced concomitant Rx attenuates effect of **Std** in NI Trial

- ✓ dose, schedule, level of adherence

e.g., Lower adherence to **Std** in NI trial

- ✓ efficacy and safety endpoints

~ *definition* ~ *validation process* ~ *missing data*

.....as in maintaining conditions of a lab experiment...

“HIV Infection” Events

Placebo compared with TDF/FTC

Placebo better

TDF/FTC better

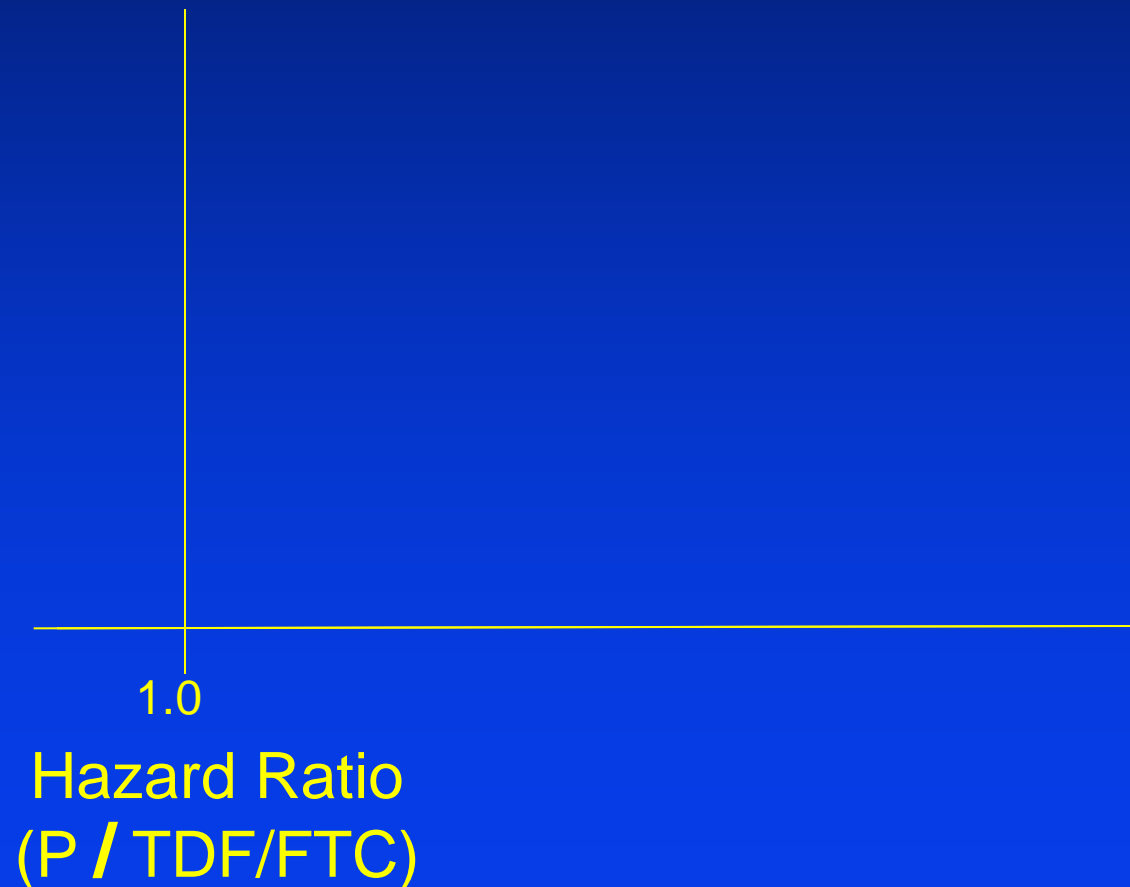


Illustration: Setting the Margin

Maraviroc (**Exp**) vs TDF/FTC (**Std**)
PrEP in MSM
(Rate of HIV Infection)

Non-Inferiority Trial

Maraviroc
TDF/FTC

HIV INFECTION

iPrEx Trial

TDF/FTC
Placebo

HIV INFECTION

Total events
 ≈ 131

(TDF/FTC / Placebo) RR = 0.58 95% CI: (0.40, 0.82)

Illustration: Setting the Margin

Maraviroc (**Exp**) vs TDF/FTC (**Std**)
PrEP in MSM
(Rate of HIV Infection)

Non-Inferiority Trial

HIV INFECTION

Maraviroc
TDF/FTC

iPrEx Trial

HIV INFECTION

TDF/FTC
Placebo

Total events
 ≈ 131

(TDF/FTC / Placebo) RR = 0.58 95% CI: (0.40, 0.82)

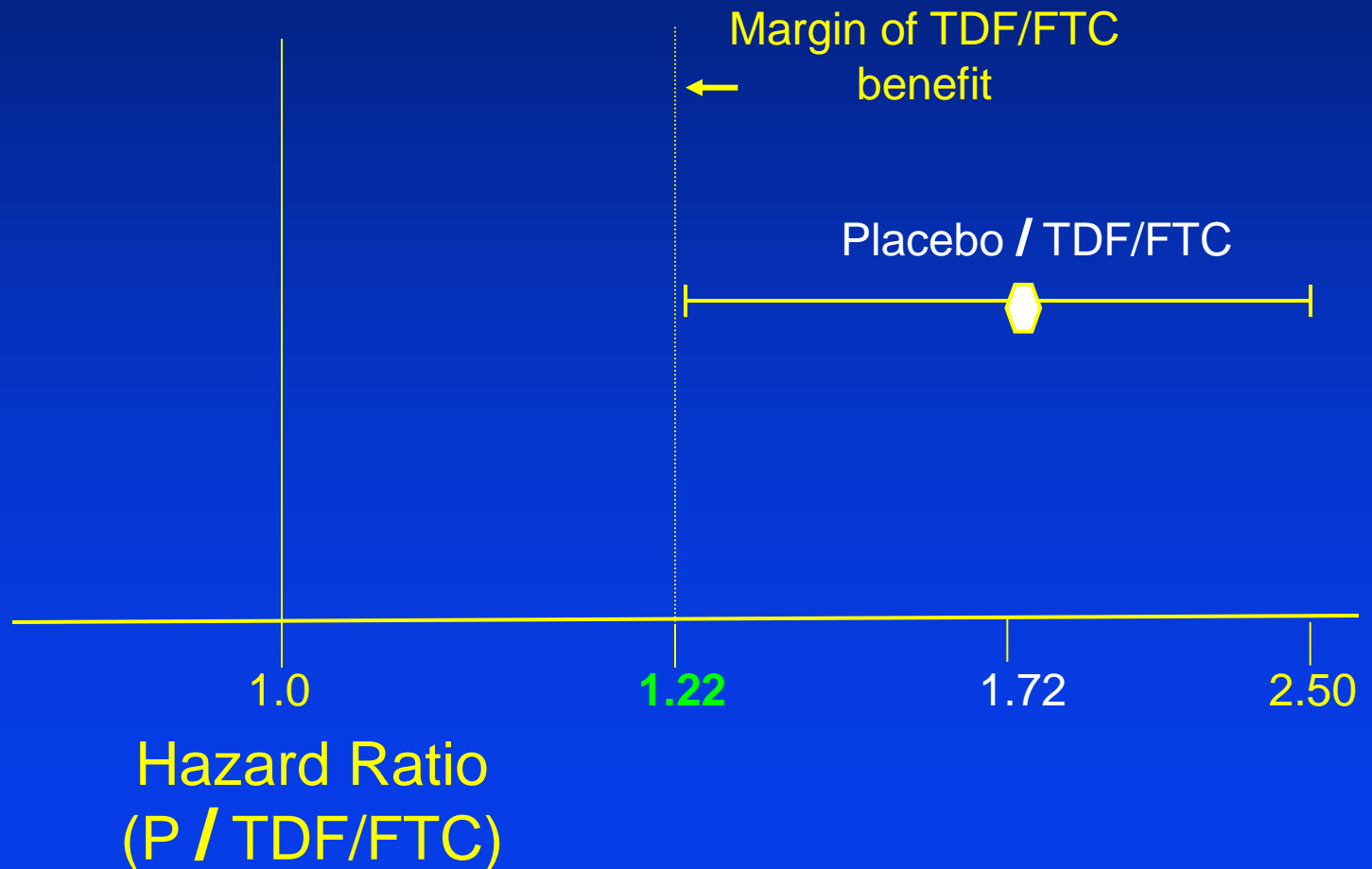
(Placebo / TDF/FTC) RR = 1.72 95% CI: (**1.22**, 2.50)

“HIV Infection” Events

Placebo compared with TDF/FTC

Placebo better

TDF/FTC better



Factors Influencing Choice of Margin

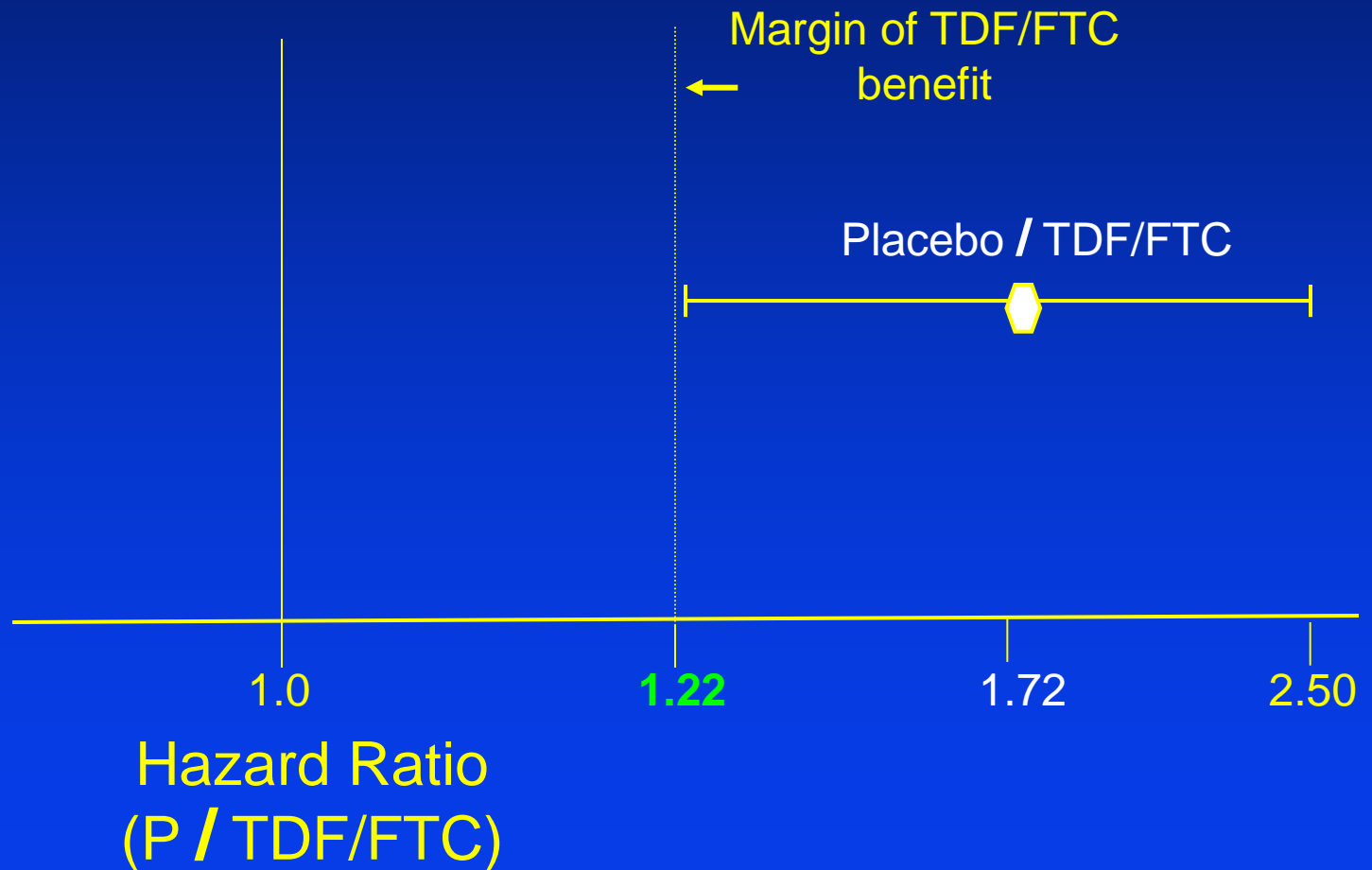
- Active Control (i.e. **Std**) Effect
(*on risk of HIV Infection*)
 - ~ magnitude of Active Control effect
 - Eg: Estimated (P / TDF/FTC) Relative Risk = 1.72
 - ~ precision of estimate
 - Eg: ± 2 s.e. = (1.22, 2.50) (131 events)
 - ~ estimates relevant to setting of NI trial
 - Population
 - Supportive care
 - Adherence
 - Endpoint assessment
 - ~ preserve $>$ half of the Active Control effect
 - $\sqrt{1.22} = 1.10$

“HIV Infection” Events

Placebo compared with TDF/FTC

Placebo better

TDF/FTC better

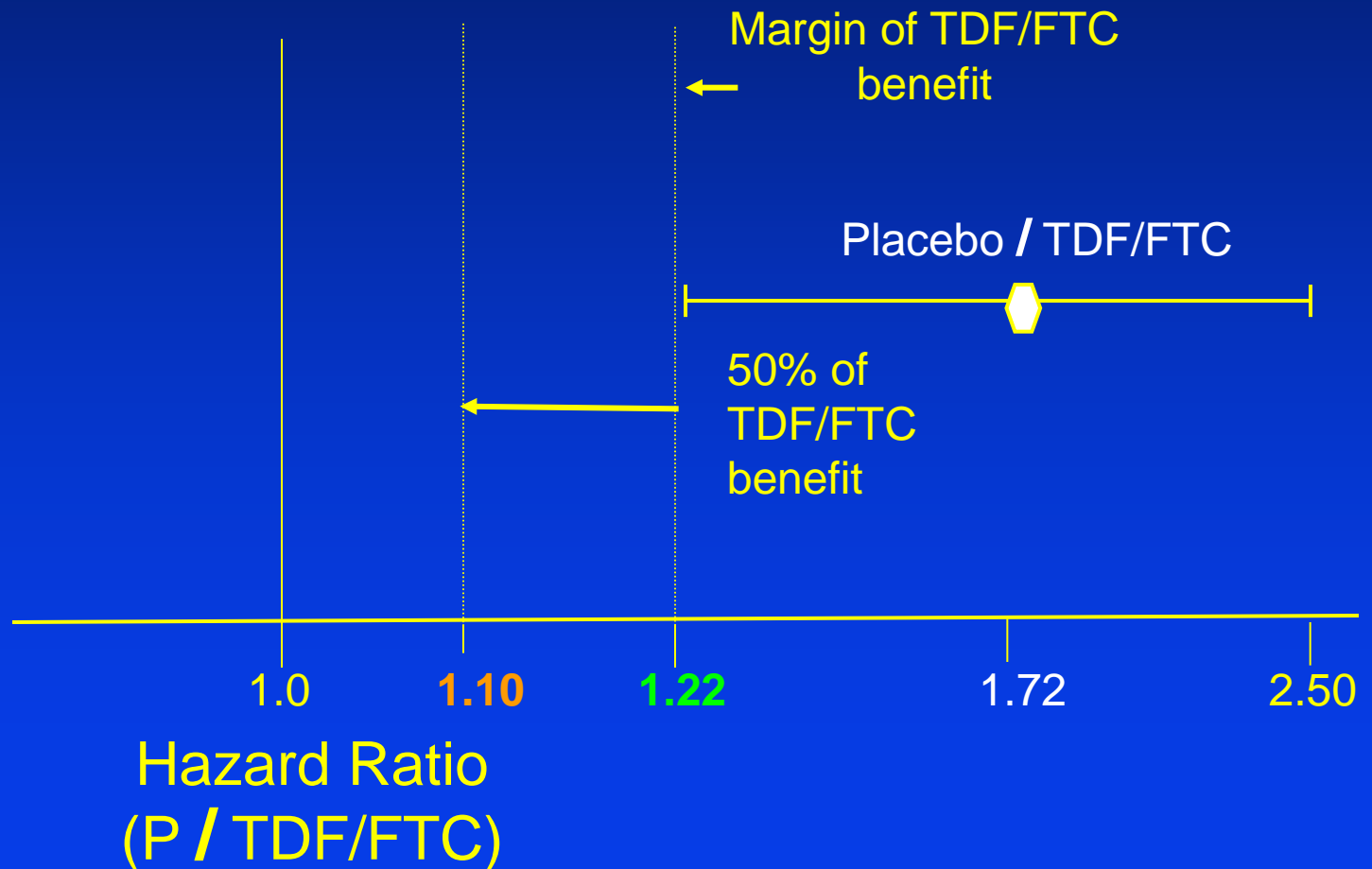


“HIV Infection” Events

Placebo compared with TDF/FTC

Placebo better

TDF/FTC better



Factors Influencing the Choice of Margin and Interpretation of NI Trial Results

- Active Control (i.e., Std) Effect
- Clinical Relevance of:
 - Loss of *Benefit* (i.e. 2.25 add'l HIV inf / 1000 p.y.)
relative to changes in:
 - Fewer side effects*
 - Avoid first line treatment drugs*
 - Lower risk of community resistance*

Illustration: Setting the Margin

Maraviroc (**Exp**) vs TDF/FTC (**Std**)
PrEP in MSM
(Rate of HIV Infection)

Non-Inferiority Trial

HIV INFECTION

Maraviroc
TDF/FTC

2 yr f.u.
2 yr f.u.
2.25/100 p.y.

iPrEx Trial

HIV INFECTION

TDF/FTC
Placebo

Total events
 ≈ 131

(TDF/FTC / Placebo) RR = 0.58 95% CI: (0.40, 0.82)

(Placebo / TDF/FTC) RR = 1.72 95% CI: (**1.22**, 2.50)

Factors Influencing the Choice of Margin and Interpretation of NI Trial Results

- Active Control (i.e., Std) Effect
- Clinical Relevance of:
 - Loss of *Benefit* (i.e. 2.25 add'l HIV inf / 1000 p.y.)
relative to changes in:
 - Fewer side effects*
 - Avoid first line treatment drugs*
 - Lower risk of community resistance*

“HIV Infection” Events

Placebo compared with TDF/FTC

Placebo better

TDF/FTC better

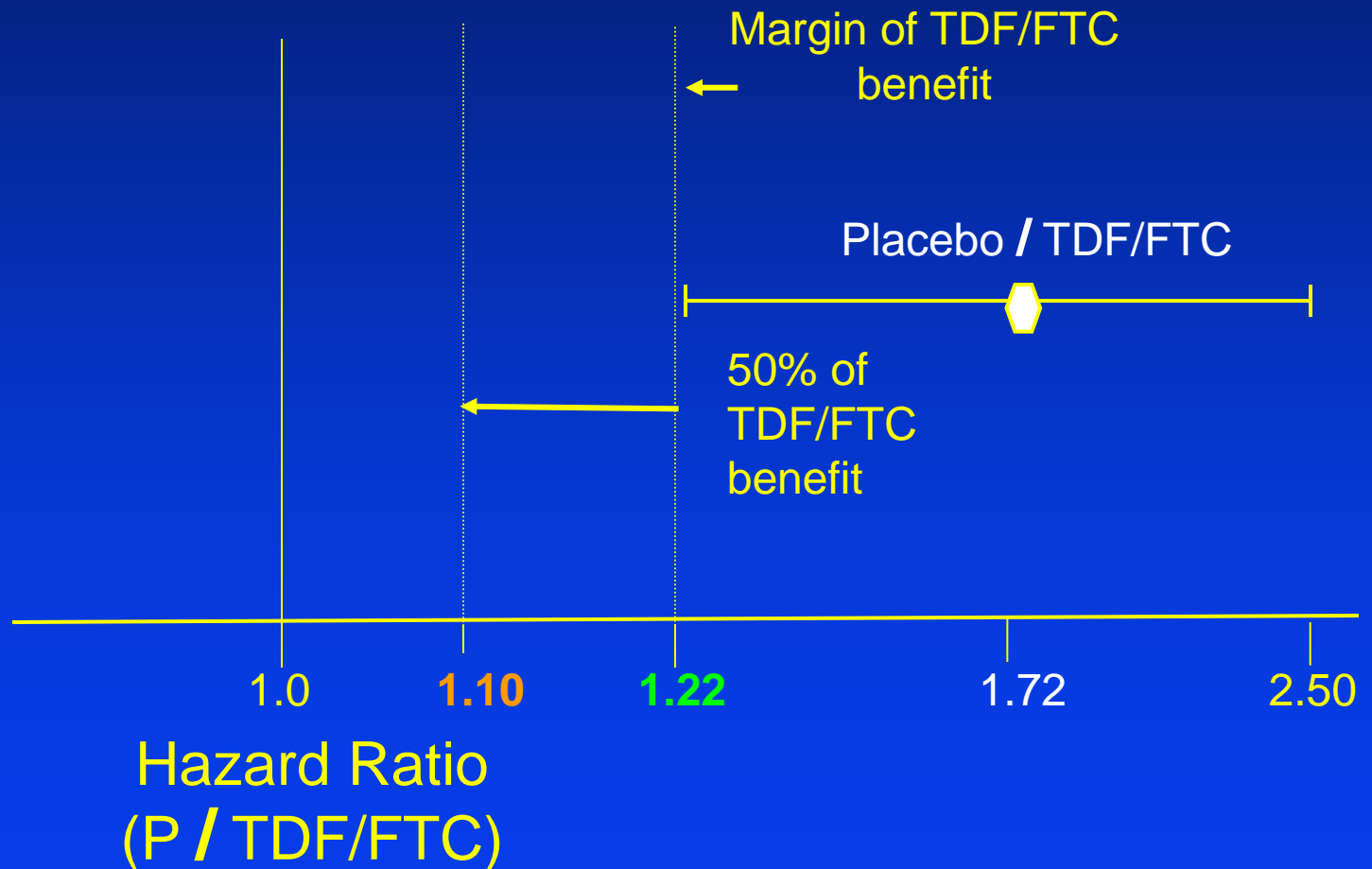


Illustration: Setting the Margin

Maraviroc (**Exp**) vs TDF/FTC (**Std**)
PrEP in MSM
(Rate of HIV Infection)

Non-Inferiority Trial

HIV INFECTION

Maraviroc
TDF/FTC

2 yr f.u.
2 yr f.u.
2.25/100 p.y.

iPrEx Trial

HIV INFECTION

TDF/FTC
Placebo

Total events
 ≈ 131

(TDF/FTC / Placebo) RR = 0.58 95% CI: (0.40, 0.82)

(Placebo / TDF/FTC) RR = 1.72 95% CI: (**1.22**, 2.50)

Illustration: Setting the Margin

Maraviroc (**Exp**) vs TDF/FTC (**Std**)
PrEP in MSM
(Rate of HIV Infection)

Non-Inferiority Trial

HIV INFECTION

Maraviroc
TDF/FTC

133/3200 (4.2%)
153/3200 (4.8%)
RR = 0.87 (0.69, **1.09**)

2 yr f.u.
2 yr f.u.
2.25/100 p.y.

iPrEx Trial

HIV INFECTION

TDF/FTC
Placebo

Total events
≈ 131

(TDF/FTC / Placebo) RR = 0.58 95% CI: (0.40, 0.82)

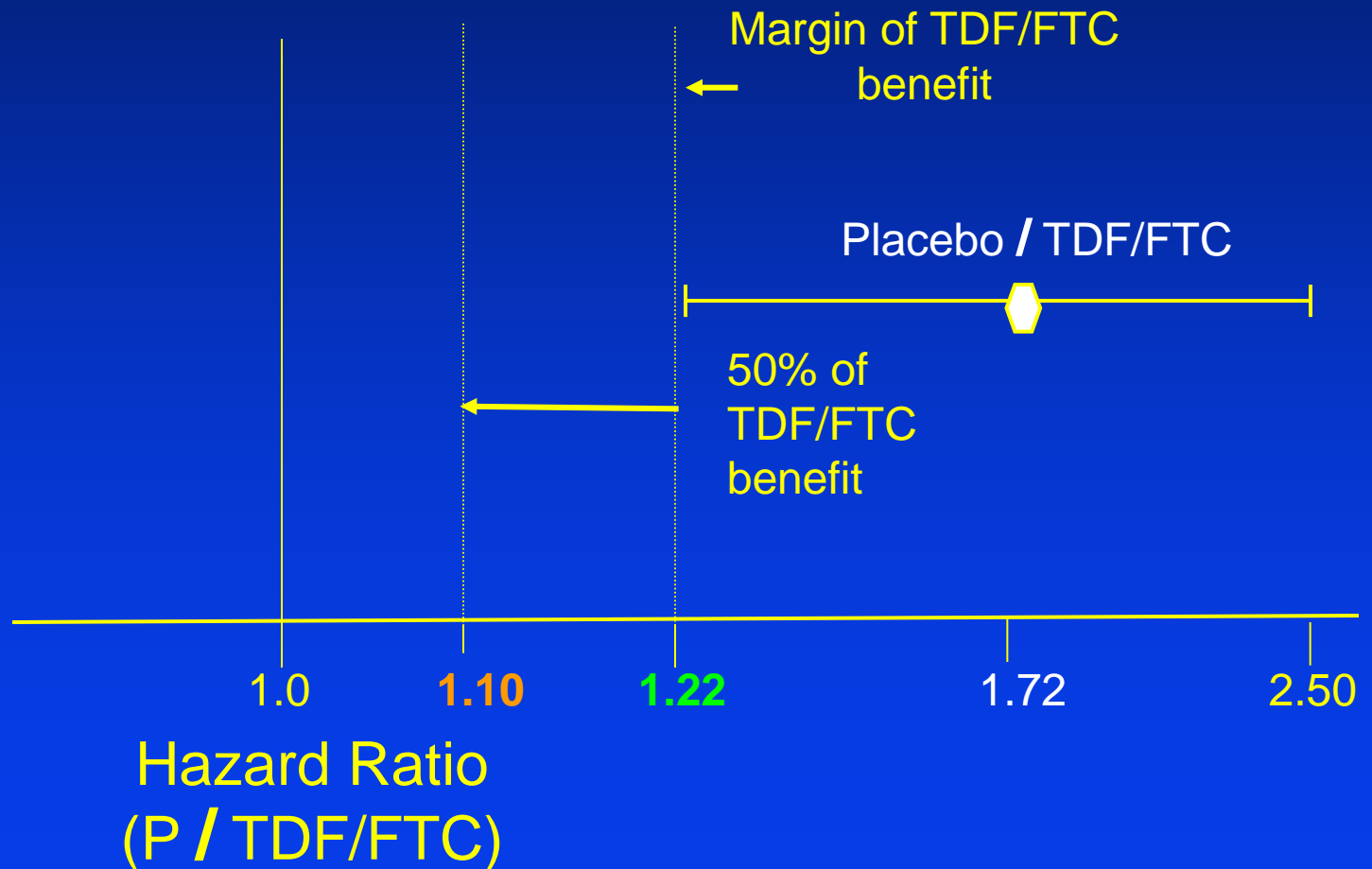
(Placebo / TDF/FTC) RR = 1.72 95% CI: (**1.22**, 2.50)

“HIV Infection” Events

Placebo compared with TDF/FTC

Placebo better

TDF/FTC better

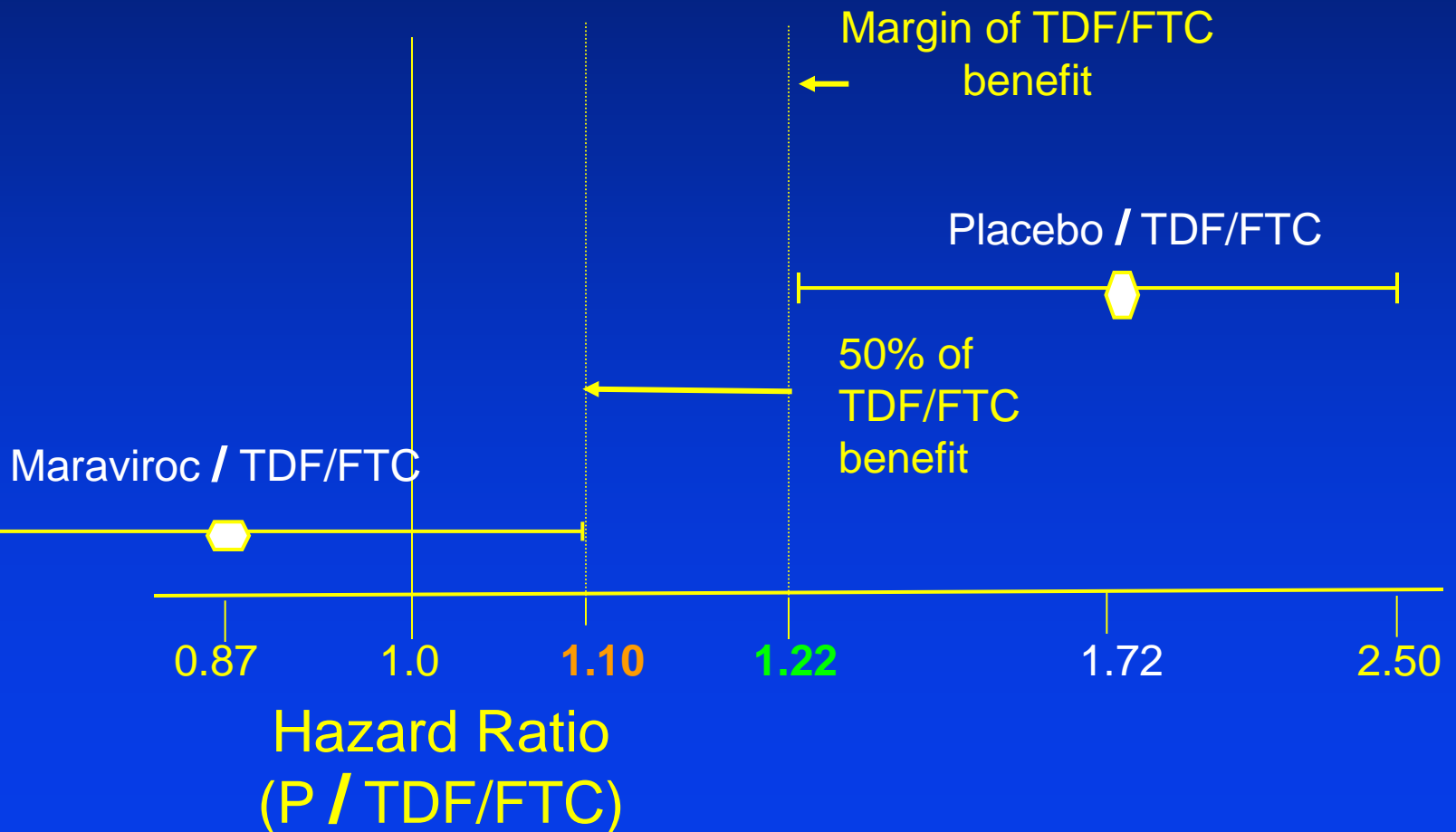


“HIV Infection” Events

Placebo compared with TDF/FTC

Placebo better

TDF/FTC better



Determining the **Margin** in NI Trials

Goal in NI trials: Ruling out the new intervention (**Exp**) is unacceptably worse than a standard (**Std**) regimen having *reliable* evidence of *substantial* effects...
⇒ Need an 'evidence based' NI **Margin**

Determining the NI margin: Two Key considerations

- The NI margin should be formulated using adjustments to account for bias or inherent unreliability in the estimate of the effect of **Std** in the non-inferiority trial setting.
(...as in superiority trials that are not randomized...)
- The NI margin should be formulated to preserve an appropriate percentage of the effect of **Std**.

Community Acquired Pneumonia: Mortality (Non-bacteremic patients, Age > 50)

- *Sulfonamide derivatives & penicillin. (Fleming, Powers. *CID*, 2008)

	<u>21-day Mortality</u>
➤ Antibiotics*	16.1%
➤ No Specific Rx	49.4%

- Consider an **Exp** *in patients who are candidates for Antibiotics:*

	<u>21-day Mortality</u>
➤ Experimental Rx	37%
➤ No Specific Rx	49%

- Is a statistically significant, but clinically modest, ↓ in mortality acceptable *in patients who are candidates for Antibiotics?*

Clinton-Gore (April 1995)

- “it is essential for public health protection that a new therapy be as effective as alternatives that are already approved for marketing when:
 1. the disease to be treated is life-threatening or capable of causing irreversible morbidity (e.g., stroke or heart attack); or
 2. the disease to be treated is a contagious illness that poses serious consequences to the health of others (e.g., sexually transmitted disease).”

The Choice of the Margin in a NI Trial

ICH E10: “The determination of the **margin** in a non-inferiority trial is based on both *statistical reasoning & clinical judgment*, and should reflect uncertainties in the evidence on which the choice is based, and should be *suitably conservative*.”

Future of PrEP and Microbicide Research

“Non-inferiority trials with non-rigorous margins allow substantial risk for accepting inadequately effective experimental regimens, leading to the risk of erosion in quality of health care...”

“Due to the inherent uncertainties in non-inferiority trials, alternative designs should be pursued whenever possible.”

- * Fleming TR, Odem-Davis K, Rothmann MD, Shen YL
“Some essential considerations in the design and conduct of non-inferiority trials.” *Clinical Trials* 8: 432-439, 2011